

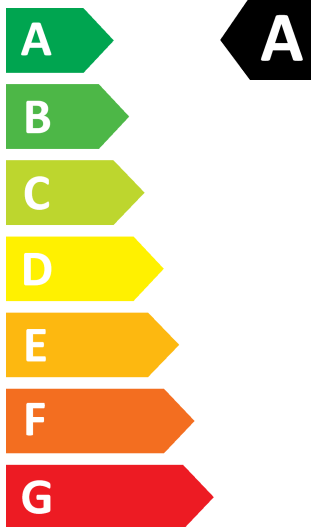
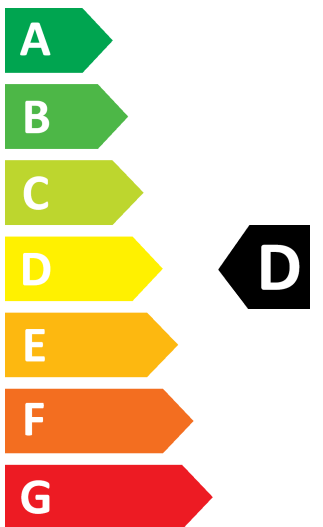


# ENERG



**HISENSE**

**WD3Q1043BW**



**305** kWh/100

**51** kWh/100

**6.0** kg



**10.5** kg

**89** L



**40** L

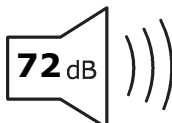
**7:59**



**3:59**



A **B** C D E F G



A **B** C D